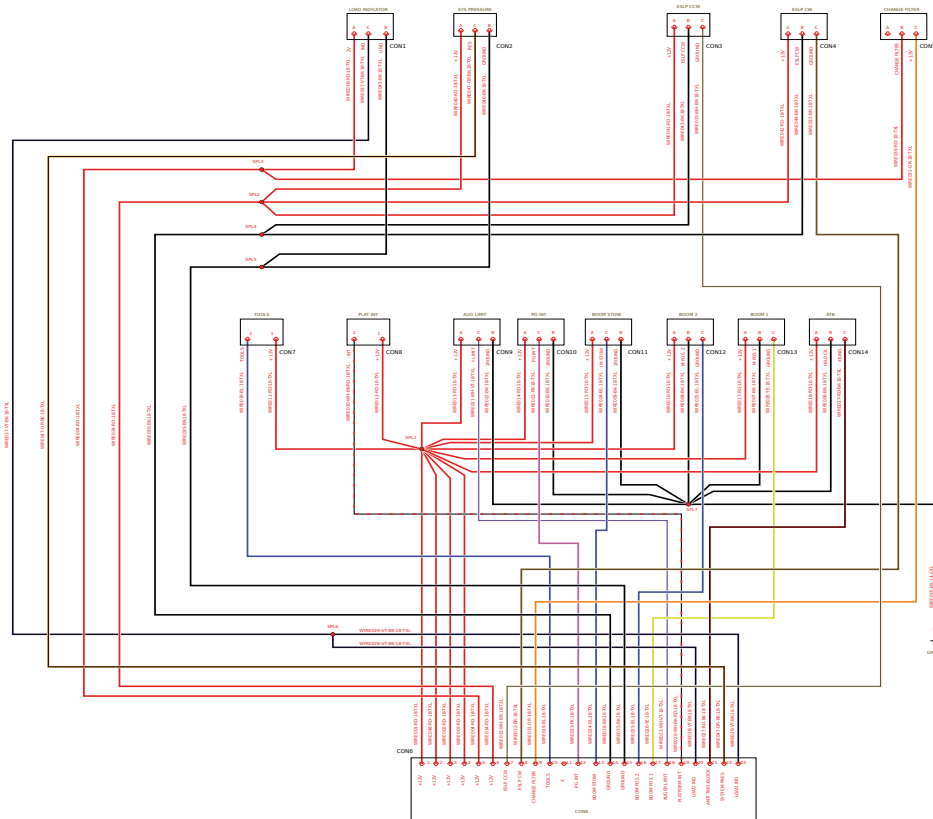


### CLOUDBASED

# SCHEMATIC DESIGN




## COMPREHENSIVE WIRING SCHEMATIC DESIGN AND SIMULATION

Arcadia Schematic is an electrical system design software tool for engineers wanting to design and simulate electrical wiring systems and diagrams, both for OEM's and for full-service harness manufacturers.

Schematics you create can be used to export connectivity lists, generate harnesses or export data to service manuals and manufacturers.

Start building your products with the Arcadia Advantage today!





## FEATURES

Integrated real-time simulation and analysis

Integrated Symbol Library

Animated Simulation with Clear Visual Output

Cross page connectivity

Interfaces to ERP, PLM and MCAD

Fully integrated with Arcadia Harness

Tool Tips provide real-time electrical data

Complexity Management with platformArchitect

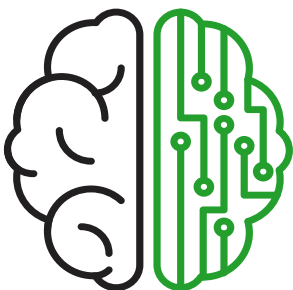
## CREATE SCHEMATICS DIRECTLY IN YOUR WEB BROWSER

Arcadia Schematic is intuitive and easy to use allowing engineers to focus on designing electrical systems. Easily design advanced schematic diagrams over multiple sheets from anywhere, not only quickly but reliably with automated simulation and analysis tools built-in.

## ARCADIA SCHEMATIC BENEFITS

Arcadia is developed by engineers for engineers. Being Cloud based, we are future proof running on any HTML5 compliant device including iOS & Android Tablets.

## ADVANCED FEATURES



### Circuit Simulation

Arcadia Schematic includes an advanced simulation engine allowing you to accurately simulate your design to see behaviour and voltage drops etc. in realtime.



### Contextual Editors

Arcadia schematic includes a range of powerful editors allowing you to bulk edit the data in a standard table array. These editors enable quick checking and editing your design.



### Connectivity Export

Easily Export your schematic data in a variety of different formats. Easily transfer design intent between departments and to manufacturing and service third parties.